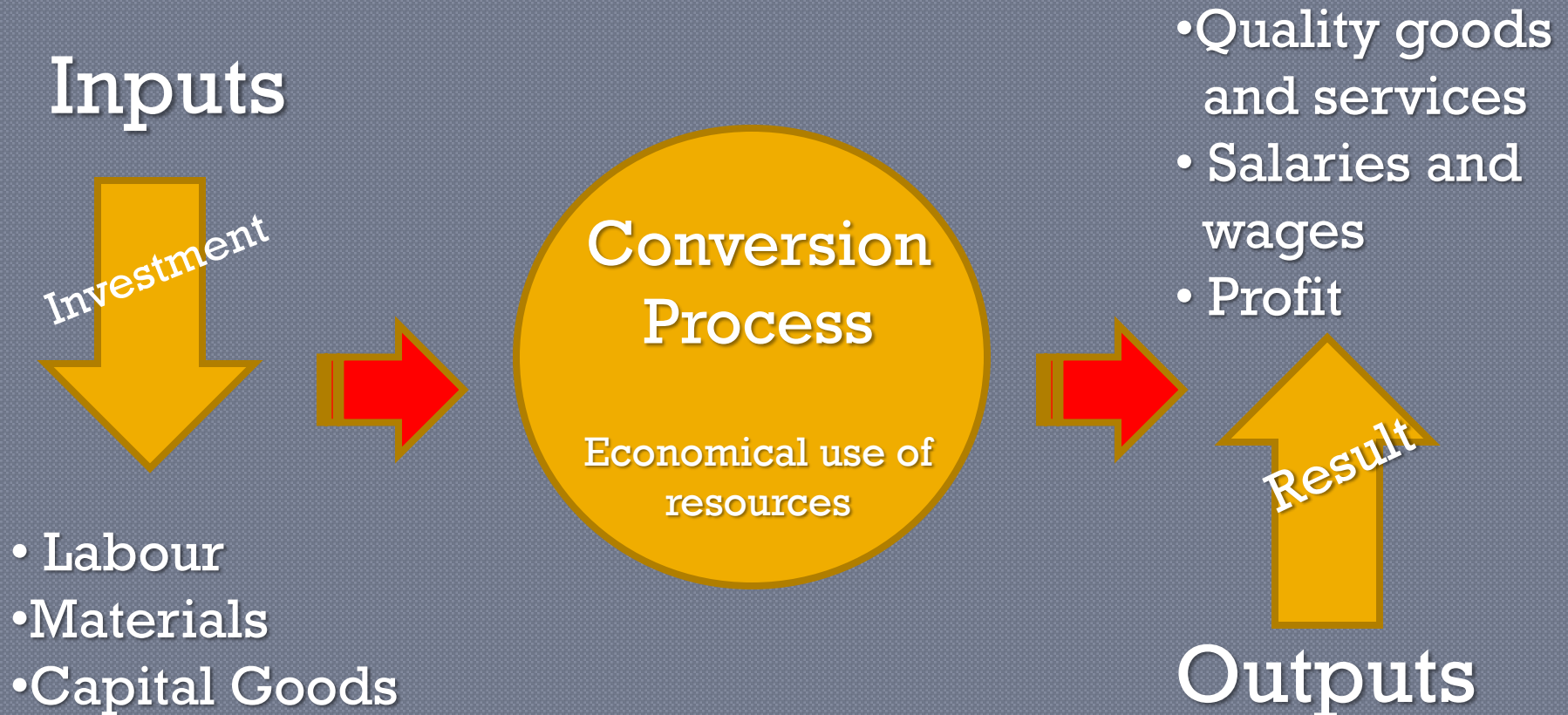


PRODUCTIVITY

Inputs versus outputs



Inputs -Labour

- You the Educator
- The learners

Work Attitude and efficiency



Skills and knowledge



Management

Capital Goods




Materials

- Certificates

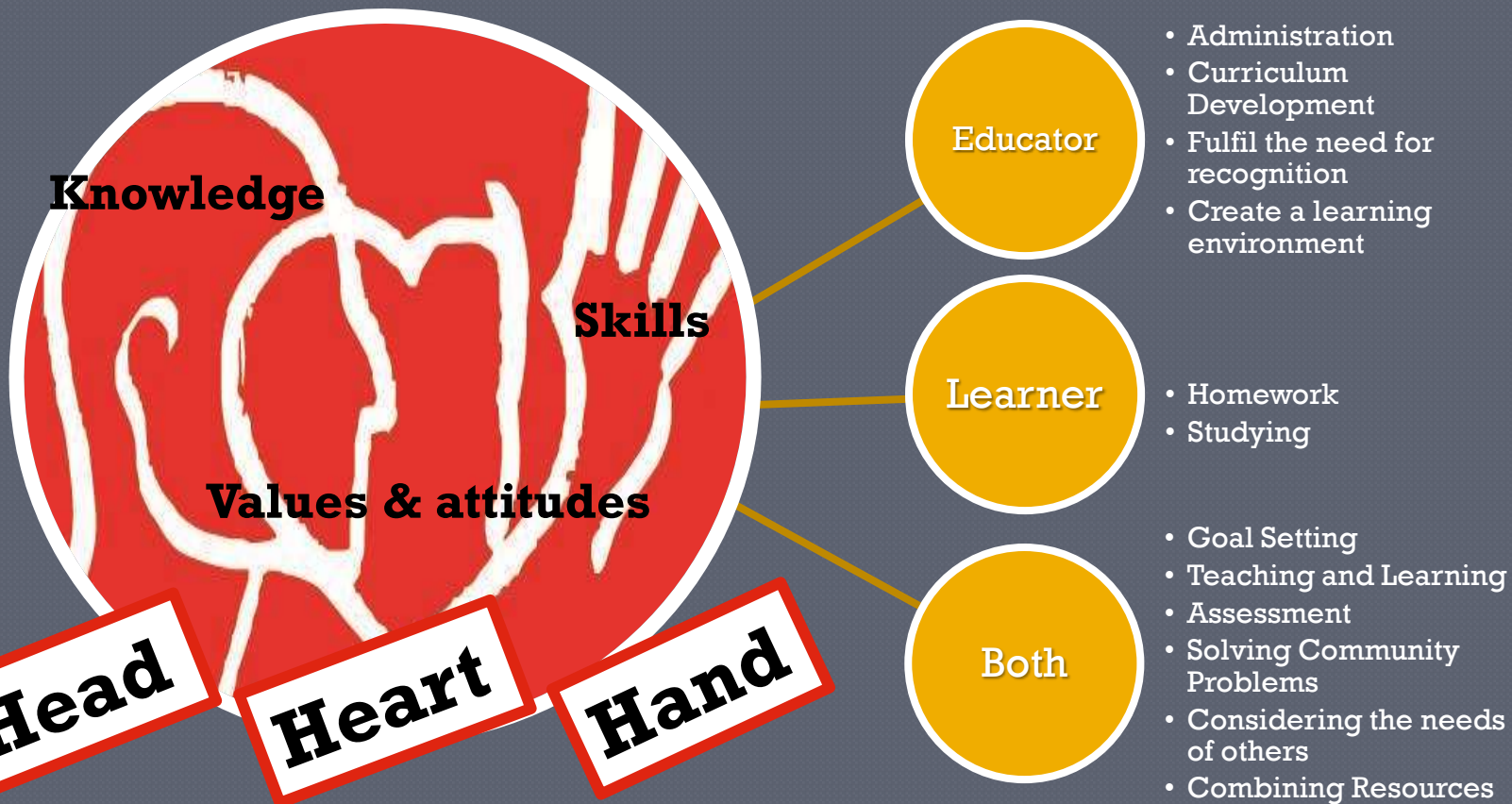
- Workbooks

- Posters



Conversion Process

•Managing resources economically



Tools and ideas

Set Goals *

Facebook Wamark EMS 911

Plot your progress *

Visual Aids e.g. Show and tell

Incentivise homework done*

The smarter learners to sit next to and assist those who need it

Learners to set test/exam questions

Learners to prepare lessons. This encourages them to join our profession

Learners to assess their own work e.g. accounting ✓

Facilitate

Know your stuff

Time management 🕒

Book Mark/ Assessment Tool *

Stars, stamps, smiley faces 😊

Certificates rewarding Good behaviour, helpfulness, honesty etc.

Learner Intervention *

Identify Leaders/ supervisors

Greet in another language 🗣️

House keeping 🌸

Master a new skill 💻

Share your BRILLIANT ideas!

Time management



Outputs

- Job Satisfaction ✓
- A culture of productivity ✓
- Disciplined, considerate learners ✓
- Enthusiastic educator and learners ✓
- Confident learners and educators ✓
- Learners taking responsibility for their education ✓
- Healthy, respectful educator/learner relationships ✓
- Skilled, knowledgeable learners and educator ✓
- Strong leaders making good decisions ✓
- Excellent academic results ✓

10 Excellent!
10 ★